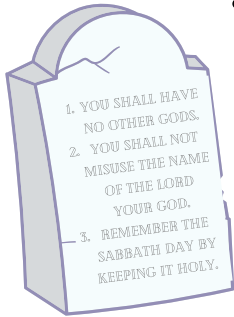


10 COMMANDMENTS CRAFT

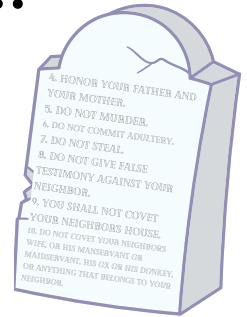


.....
Make your own clay tablets to remind you of God's loving Law!

Materials needed:

- Air-Drying Clay
- Toothpick
- String

Note: Clay can be messy! You may want to wear an apron or old t-shirt in case you get some on your clothes.



1. Take the lump of clay out of your bag. Be sure to keep any that you aren't using sealed up - it will start to dry out quickly!



2. Separate the clay into two sections and roll them out flat. Shape them into tablets with one flat end and one rounded end.

3. Using your toothpick, gently poke holes to create your design (don't drag the toothpick through the clay like a pencil or it will clump up).

You can make the design like the picture on the left, or choose something simpler like the ones below... whatever will remind you of the 10 Commandments & God's loving Law!



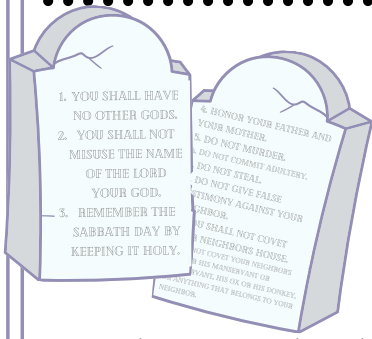
Don't forget to poke a hole all the way through to the other side to loop your string through.



4. Let your tablets dry out for 24 hours. You may need to turn them over after a while to let both sides dry completely.

MOSES & THE TEN COMMANDMENTS

Read this lesson together while you make your clay craft.



Do you like to play games? Many games have rules, or instructions, that we have to follow. These instructions help us know how to play the game fairly so everyone can have fun. If someone doesn't follow the rules, it makes the game not so fun for everyone else, right? So it's important when we play games to follow the rules.

God gave us rules to follow, too - not just for playing games, but for us to follow all the time, for our whole life! These rules are called the Ten Commandments.

"Commandment" sounds kind of like the word "command" which means to give someone orders or instructions. The Ten Commandments were first given to a man

named Moses in the Old Testament. God came to Moses in the form of smoke and fire at a place called Mount Sinai (pronounced SYE-nigh) & gave him two stone tablets to bring to the Israelites, God's people. The stone tablets had the Ten Commandments written on them so Moses could show them to the Israelites & help them learn how God wanted them to behave. Sometimes we call these Commandments, or God's rules in general, "the Law".

But these Laws were not just for the Israelites - they are for us, too. God gave us the Ten Commandments so that we would know the difference between right and wrong & help us make wise choices about how to behave, but there's a bigger reason for these rules: They teach us how to love God and how to love other people, and they remind us of God's great love for us, too!

You may be thinking, "What do rules have to do with God's love?" The Ten Commandments are actually a great reminder of how much God loves us! Rules are made to keep people safe -- like the laws we have today that keep people from speeding while they are driving, or that give consequences for hurting others or for taking things that don't belong to them. God doesn't give us these rules because He wants to be mean and punish us; He gives us the Commandments to protect us, because He loves us and wants us to be safe and happy.

So, what are the Ten Commandments, and what do they mean?

1. You shall have no other gods before me. There is only one true God. Worship Him! He is the most important thing in your life.
2. You shall not misuse the name of the LORD your God. Respect God's name - don't misuse it, like with swear words or saying "Oh my God". Instead, give praise and glory to God's name.
3. Remember the Sabbath day by keeping it holy. The word *sabbath* means "rest". Take time to rest and focus on God.
4. Honor your father and your mother. Respect your parents and all people who are in positions above you (teachers, etc.)
5. You shall not murder. Don't intentionally hurt living things. Care for all people and creatures.
6. You shall not commit adultery. Adultery is when someone is being unfaithful to the person they are dating or married to. God wants us to be respectful in our relationships.
7. You shall not steal. Respect other people's belongings. Don't take things without asking.
8. You shall not give false testimony against your neighbor. This means don't tell lies about other people, gossip, or talk about them behind their back. Use kind words to lift each other up.
9. + 10. You shall not covet your neighbor's house, and You shall not covet your neighbor's wife, or his manservant or maidservant, his ox or donkey, or anything that belongs to your neighbor.

These commandments mean we need to be satisfied and thankful for the stuff we have.

Jesus summed up all of God's Laws in two statements: "Love the Lord your God with all your heart and all your soul and all your mind," (Commandments 1, 2, and 3) and "love your neighbor as yourself" (Commandments 4-10). This helps us remember that because of God's great love for us, we should love Him too, and do everything we can to share His love with others. However, God knows that we are still sinful humans, and we can't keep all of these Commandments perfectly. That's why He sent His Son Jesus to die for our sins, even though Jesus himself *was* perfect and never sinned. Because of God's great love, He gave us these rules - but He loved us so much that He made a way for us to be forgiven when we break the rules, so that we can have eternal life in heaven with Him.

More things to ponder:

- Which of the commandments do you think is the easiest to keep? Which is the hardest to keep?
- "Law" isn't usually associated with "love". Why do you think that is? How does it make you feel to know that God's Law is love?
- What is one way that you can share God's Law of love with someone who may need to hear it today?

Close by saying a prayer to thank God for His great act of love in giving us the Ten Commandments, and asking for His help in keeping His Commandments and sharing His love with others. Then, display your clay tablet craft somewhere that you will see it often to help you remember to love God and love one another!